



NFCC
National Fire
Chiefs Council

Category Strategy Overview: Construction and Facilities Management



CATEGORY STATUS OVERVIEW

Key Contacts	Status	RAG
CFO Category Lead: Dan Stephens	Currently analysing spend analysis and contract / pipeline data to identify potential areas of savings	Green
Category Commercial Lead: Ian Pritchard		

Category Description

Construction and facilities management including utilities, PFI, hard and soft FM, professional services related to the category

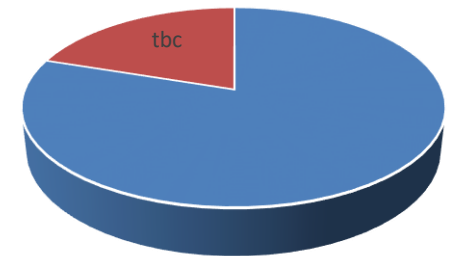
Key Stakeholders

- NFCC & the National Commercial Board
- The fire sector estate
- Procurement bodies and organisations – CCS, PBO's etc
- The Home Office
- The suppliers
- The police & ambulance services

Construction & FM - £180m pa (Bravo data 2016)

Savings Target

Works (Con, Rep & Maint)	Utilities	FM	Professional Services	Acquisition & Disposal
<ul style="list-style-type: none"> • £96m • 5 Major Suppliers • Multiple Frameworks • PFI Contracts 	<ul style="list-style-type: none"> • £17m • 4 Major Suppliers • Multiple Frameworks 	<ul style="list-style-type: none"> • £52m • 4 Major Supplier • Multiple Frameworks 	<ul style="list-style-type: none"> • £6m 	<ul style="list-style-type: none"> • £7m



NFCC
National Fire
Chiefs Council

STRATEGIC OBJECTIVES

The implementation of this category strategy is intended to....

- Identify FRS PFI contracts for contract review
- Identification pipeline opportunities for collaborative procurement
- Development of a common design standard and specification for fire stations
- Development of a common specification for FM
- Creation and maintenance of a FM & Construction frameworks and FRS contacts databases
- Establishment of an FRS national estates group through NFCC

In striving to achieve these objectives, the strategy will also seek to consider its impact on:

- The fire sector resources needed to accomplish collaboration
- The acceptance of standardisation across the fire sector
- Funding and resourcing for a fire sector estates group
- Establishment and future maintenance of a NFCC web based site

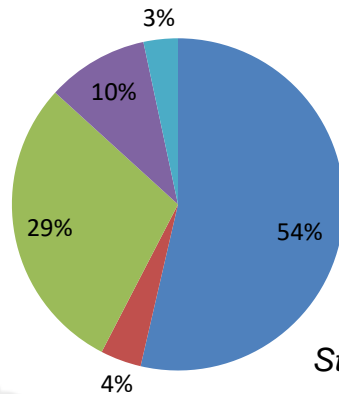


NFCC
National Fire
Chiefs Council

SUBCATEGORY SPEND

Sub-Category	FY 15/16 Expenditure	% of Expenditure
Works	£96,066,120	54%
Acquisition and Disposal	£7,122,721	4%
Hard & Soft FM	£52,244,949	29%
Utilities	£17,735,139	10%
Professional Services	£5,992,064	3%

% of Expenditure



State data sources

KEY SUPPLIERS (BRAVO**)

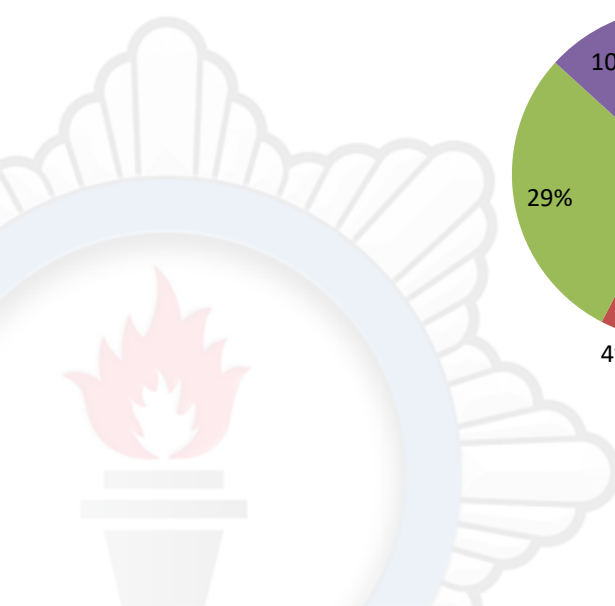
Kier Group

ISG Construction Ltd

Walker Construction (UK)

Willmott Dixon Construction Ltd

Balfour Beatty Fire & Rescue Nw Ltd



NFCC
National Fire
Chiefs Council


FUTURE/PRIORITY PROJECTS

Project Title	Description	Value	Potential Benefits (Savings & Efficiencies)
PFI Contracts	Review of existing contracts and renegotiation of terms	£26, 495, 237	TBC% of total contract costs
Maintenance Works	Reactive and planned maintenance works to buildings - Time alignment of contracts and regional cooperation will provide savings	£8, 582, 135	To be assessed



FUTURE/PRIORITY PROJECTS

Project Title	Description	Value	Potential Benefits (Savings & Efficiencies)
Electricity	Possibility of collating contracts and suppliers at geographically adjacent fire services	£5,965,785	TBC% of total contract costs
Cleaning Services	Development of common specification to help with costings	£4,492,067	TBC% of total contract costs
Frameworks	Creation of database of all Construction and FM frameworks available to fire service sector		



RISKS & OPPORTUNITIES

- *May be difficult to gain sector acceptance for standardisation*
- *High resource needs to develop sector led estates strategies*
- *No fire sector common construction or FM standards*
- *Harmonisation of contracts*
- *FRS in-house management structure and capacity*

- *Wide choice of frameworks and expertise available in the market*
- *Not fire sector specific so good potential for innovation in construction*
- *Collaboration with FRS's through rationalisation*
- *Regional collaboration with other agencies*
- *Potential opportunities for local & regional SME's*



SAVINGS TARGET

Category	Annual Expenditure (£m)	Savings Opportunity (%)	Savings Opportunity (£)
Construction & FM	£180m	TBC	

Benchmarking & Data Summary

TBC



NFCC
National Fire
Chiefs Council